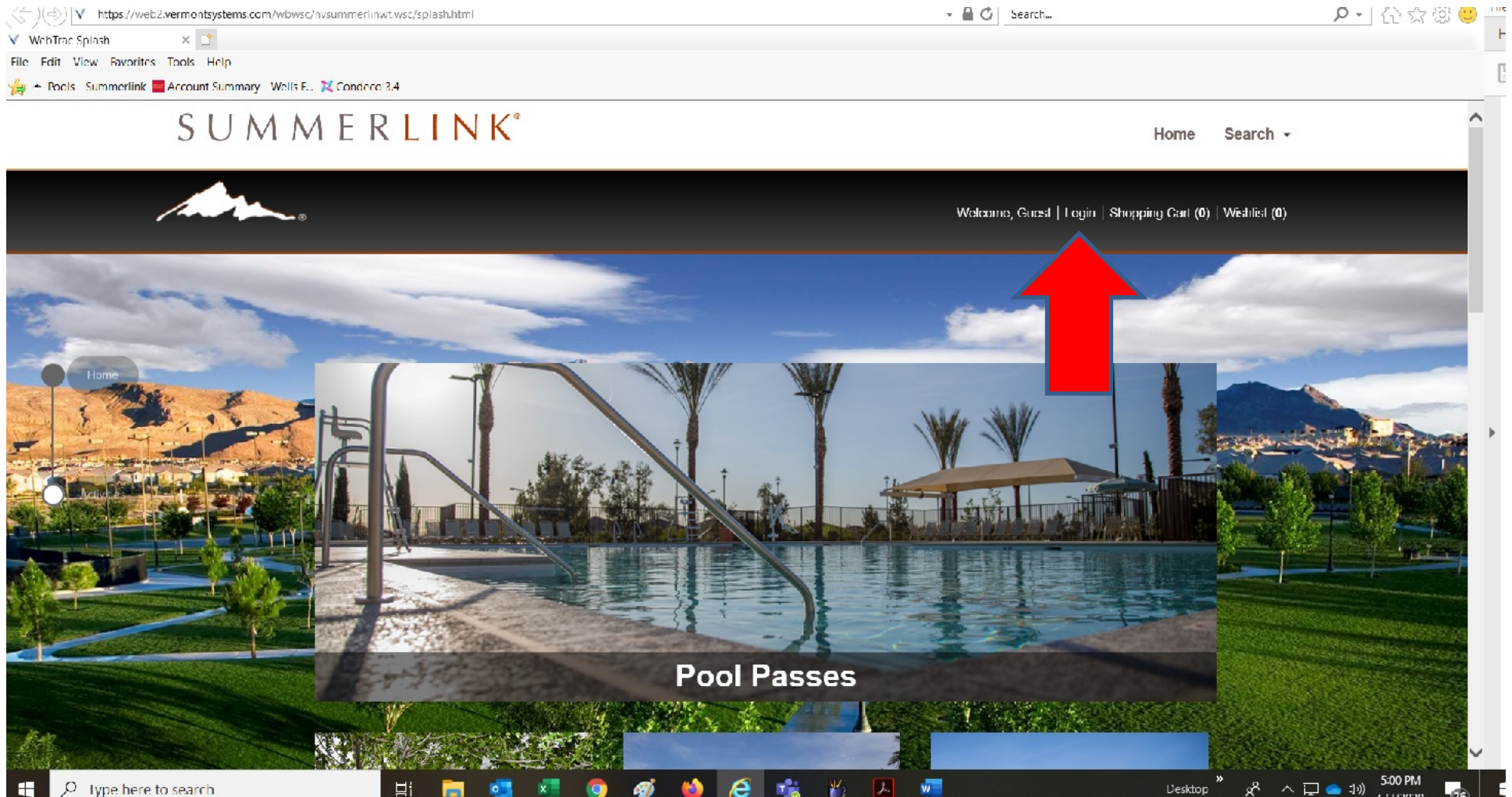


How to Log-in to RecTrac and Make Pool Reservations

From a Desktop or a Smart Phone, access Summerlink.com at <https://summerlink.com/amenities/pools/>


At the top Right of the page you will see the words “Welcome, Guest | Login | Shopping Cart (0) | Wishlist (0)”

Click on **“LOGIN”**

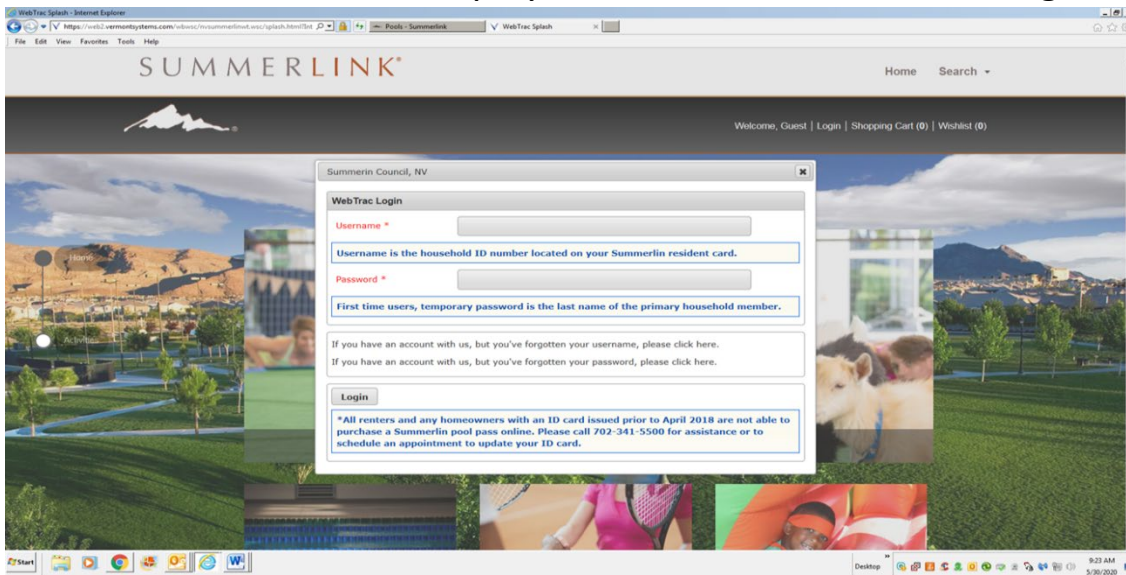


NEXT: You will need to enter your Summerlin Household ID# and LAST NAME of the PRIMARY Household member to continue:

USERNAME = Your Summerlin Household ID# found on the front of your Summerlin Membership Card issued **Beginning April 2018***



PASSWORD = The first time you log into the system, your password is the Last Name of the Primary member. You will be asked to change this password on the next screen. Please note that passwords are *case-sensitive* and should be entered as displayed on the card, or once changed, as defined by the user.



**All renters and any homeowners with an ID card issued prior to April 2018 are not eligible to purchase a Summerlin pool pass online.*

Please call (702)341-5500 for assistance or to schedule an appointment to update your ID card.

NEXT: On this screen you need to change your password.

Enter your current Password – the Last Name of the Primary Household member.

THEN you will have an opportunity to create a NEW password of your choice.

Click **“SUBMIT”**.

The screenshot shows a web browser window titled "Summerin Council, NV - Internet Explorer". The address bar displays the URL: <https://web2.vermontsystems.com/wbws/nvsummerlink.wsc/account.html>. The page content includes the "SUMMERLINK" logo and a mountain range graphic. Below this is a form titled "Account Settings" with the following information:

- Household Number: 20128
- Current Login: 20128
- A yellow highlighted instruction: "To change your account settings enter your current Password"
- A text input field labeled "Current Password: *"
- A text input field labeled "Change your Password"
- A text input field labeled "New Password:"
- A text input field labeled "Re-Type New Password:"
- A "Submit" button

The background of the page is a scenic photograph of a park with a winding path, trees, and mountains in the distance. The Windows taskbar at the bottom shows the Start button, several application icons, and the system tray with the date and time: 9:24 AM, 5/30/2020.

You are now ready to purchase a POOL PASS then select your swim dates.